


Click on Login to enter your same credentials (**Application ID and User Password**) used for filling up the Objection Form.




Govt of Himachal Pradesh
Himachal Pradesh Rajya Chayan Aayog
हिमाचल प्रदेश राज्य चयन आयोग

RECRUITMENT FOR THE POST OF GROUP INSTRUCTOR HOME | LOGIN

GENERAL LINKS

○ Demo/ Mock Link for Practice	➔ Click here
○ Frequently Asked Questions (FAQs)	📄 Click here
○ To Login	➔ Click here
○ Click here to Download Admit Card	📄 Click here
○ Manual to raise objection	📄 Click here
○ Click here to raise objection	📄 Click here



Govt of Himachal Pradesh
Himachal Pradesh Rajya Chayan Aayog
हिमाचल प्रदेश राज्य चयन आयोग


Login

Kindly login to view application/assessment related activities

*Your DOB(DDMMYYYY) will be your first-time login password.
Kindly change your password with combination of alpha ,numeric, Symbolic, upper case & lower case with minimum length of 8 character(for e.g. Pass@1234 etc.)

Application ID: *

User Password: *



Type characters as shown in image

?

Candidate Response Tab:

You can note the Question ID from the Question Paper as shown in below figure.

In this tab you can see only question paper with your response and correct answer.

Before raising an objection, check the Question ID's and Answers carefully.

Question ID	Question Text	Options	Correct Answer	Chosen Option
441009849200	Q.1 भारत में निम्नलिखित में से कौन-सा राज्य अपनी जलवायु और मिट्टी की स्थिति के कारण चावल और चाय दोनों उगाने के लिए जाना जाता है?	1. पश्चिम बंगाल 2. हरियाणा 3. पंजाब 4. झारखंड	1. पश्चिम बंगाल	1
4410091097004	Q.2 उत्तर-पूर्व भारत में भूमि अनुदान के महत्व के संबंध में इतिहासकार क्या वाद विवाद करते हैं?	1. ये मुख्यतः सैनिकों को दिए जाने वाले सैन्य अनुदानों में वृद्धि का संकेत देते हैं। 2. इन्हें शाही शक्ति के कमजोर होने के प्रमाण के रूप में देखा जाता है - राजाओं का नियंत्रण सामंतों के पास जा रहा था और वे सहयोगियों की तलाश कर रहे थे। 3. ये मुख्यतः गाँवों पर शाही नियंत्रण के विस्तार को दर्शाते हैं। 4. ये विदेशी दूतों को प्रसक्त करने के लिए बनाए गए थे।	2. इन्हें शाही शक्ति के कमजोर होने के प्रमाण के रूप में देखा जाता है - राजाओं का नियंत्रण सामंतों के पास जा रहा था और वे सहयोगियों की तलाश कर रहे थे।	3
441009978315	Q.3 भारत में एल.निनो घटना के दौरान समुद्री धाराओं में क्या परिवर्तन होता है?	1. हिंद महासागर धारा, उत्कृष्ट दिशा में प्रवाहित होती है। 2. पैरू के साथ गर्म धारा के स्थान पर ठंडी धारा आ जाती है। 3. पैरू की ठंडी धारा के स्थान पर गर्म धारा आ जाती है। 4. अटलांटिक महासागर धारा की चाल बढ़ जाती है।	3. पैरू की ठंडी धारा के स्थान पर गर्म धारा आ जाती है।	1
441009948507	Q.4 निम्नलिखित में से किस राज्य के अधिभूतन से, मुसलमानों और हिंदुओं दोनों की भावनाएं आहत हुईं?	1. अरुण 2. उत्तर	1. अरुण	

Objection Form Tab:

Click on Objection Form Tab to raise an objection if any.



LOGOUT

APPLICANT DETAILS CANDIDATE RESPONSE **OBJECTION FORM** HELPEDESK

Objection Form

Your Selection [Click here to raise objection](#) Refresh

Action Application Seq No Roll Number 2 Roll Number 3 Roll Number 4 Type of Objection Date of Exam Document 1 Document 2 **Document 3**

Click on **“Click here to Raise Objection”** button to raise your query.

You can raise an objection only in **the Objection Tab before** the last date. (No objections will be entertained by post, email, phone call or in person.)

- Kindly click on “Click to raise Objection” to raise an objection.
- You can raise objections for 1 question at a time.
- To raise objection for more than 1 question please click on to “click to raise new Objection” again.

On clicking “Click to raise new Objection”

Read the complete Instructions before proceeding further. After reading complete instructions click on the close button and proceed.

Instructions



Note:

Please read the instructions carefully before raise your objections.

- 1) You are asked to raise your objections, if any, only against the Multiple Choice Questions of the test.
- 2) You can raise 1 objection at a time.
- 3) To raise objection for more than 1 questions please click on to "click to raised Objection" again.
- 4) Click on "Click to refresh" button to see objections raised by you in "Your Selection" page. / " Your Selection "
- 5) Before raising objection, go through the question and options carefully.
- 6) Objections must be entered only in English. Ambiguous Objections may not be considered for evaluation.
- 7) Objections can be raised only against questions and their respective options.
- 8) In the remarks column, enter your reason for objection clearly. Objections with no valid explanation or reference will not be taken into account and will be discarded.
- 9) Before submission of Objection it is mandatory for candidate to upload supporting document(s).
- 10) Maximum 3 supporting documents can be uploaded for an objection or question. The supporting document should not be of more than 400kb size and should be in PDF/ JPG/ JPEG format.
- 11) Objections once submitted cannot be edited later.
- 12) Any objection raised by the candidate shall be charged at Rs.200 per question and must be supported by authentic source.
- 13) Once an objection is raised for any question, fees will not be refunded. If you want to raise new objection against same/different question, you have to pay again.

NOTE: Answers are based on Provisional Answer Keys. Answer may change in the Answer Keys to be finalized after Objection Management. Evaluation will be done on Final Answer Keys.

Close

Objection Form

mechanism, the decision taken by the concerned authority will be treated as final.

FORM TO RAISE OBJECTIONS

Objection Form

Application Sequence Number: *

1

Application ID.: *

11

Name: *

abc

Mobile Number: *

9867884752

Email ID: *

qatest1@dc01.tcs-itontap.com

Post Name *

Group Instructor-24001(on contract basis)

Date of Exam *

2025-11-17

Shift *

Shift1

Question ID *

4410091434167

Language in which Question was answered: *

English

Nature of Objection *

Incorrect Answer Key

Correct Option ID as per candidate:*

Do you want to add remarks?*

Yes No

Clarification / Expected Correct Answer / Remarks:*

Amount*

Upload Supporting documents*

[CLICK HERE TO UPLOAD](#)

[SUBMIT](#)

Document / Image Upload ✕

* DOCUMENT 1 DOCUMENT 2 DOCUMENT 3

Drop files here / Browse to upload

Please upload the reference document in PDF, JPG, JPEG format (max size 400 KB)

[Close](#)

Click here to upload supporting documents. After uploading documents, you have received the message below.

Click on Close and Submit the objection.

Pay your Objection Fees through any Payment Option.

Payment Mode

RTGS / NEFT

Net Banking

Debit Card

Credit Card

UPI

Transaction ID	251202252426187
Amount	Rs. 200
Convenience Fee	Rs. 0.00
GST	Rs. 0.00
Total Bill Amount	Rs. 200.00

Mobile No : Email ID :

Payer Name : UPI/VPA : [Verify](#)

***Please provide the mobile number for transaction communication & viewing transaction history.**

VPA QR Code

Proceed Now

Cancel